


Data! Data! Data!


9/2016

Staff In-service

Staff Notes

- ▶ I would like to welcome Chris Erickson to our staff.
 - ▶ Chris comes to us from Sioux City.
 - ▶ Chris has taught for five years and has been in administration for five years all in the Sioux City school system.
- 


Staff Notes

- ▶ Parent Teachers are approaching. Thursday September 25th.
 - ▶ We will be handing out NeSA scores to students and parents.
 - ▶ We would like to have the elementary teachers hand out and discuss Fall MAPs scores with parents.
 - ▶ Core high school teachers we will hand them the sheets when they come in for the conferences.
- 

Staff Notes

- ▶ Emergency flip books are finished.
- ▶ We will have the custodians bringing them to the rooms and putting them up near the doors.
- ▶ Please review the books and be as familiar with the information as possible.
- ▶

Staff Notes

- ▶ Board Meeting 9/8/15
 - ▶ Board voted to set a general fund levy of 90cents.
 - ▶ The minimum levy for an equalized district is .95cents.
 - ▶ When we dropped to below .95cents we forfeit state aid dollar for dollar the following year.
 - ▶ In 2016–2017 we will forfeit \$120,000 in state aid.
- 

Staff Notes

- ▶ The reasons for dropping the general fund levy.
 - 1. Land values went up for our school district 27%
 - 2. The thought is that the values will continue to go up and will do the same next year, making up what we forfeit in state aid.
 - 3. Our state aid has decreased by 50% over the last four years.
 - 4. We are anticipating that at some time we will no longer receive the equalization aid that makes up the majority of our state aid.


Staff Notes

- ▶ Staff shirts
- ▶ The school will be purchasing polo's for the staff.
- ▶ You will have two options that the booster club is selling. Please stop in and let Stephanie know by Friday what shirt you want and what size you would like.


Staff Notes

- ▶ Lesson Plan Template.
- ▶ BYOC


NeSA 2015–2016

- ▶ Identify strength and weakness
 - ▶ See Trends
 - ▶ Make Broad observations of programs and curriculum
 - ▶ Provide Basis for goals and objectives
 - ▶ One of the methods of evaluating educational achievement
- 


Problems of NeSA Testing

- ▶ The number of students being tested changes.
 - ▶ When dealing with small numbers the percentages can change very quickly.
 - ▶ Would be better to have yearly comparisons, but with NeSA 9th and 10th grades are not tested.
 - ▶ Changes in staff
- 

2015–2016 Results

- ▶ Handout #1 Classes by Teachers (Reading)
 - ▶ Handout #2 Classes by Year (Reading)
 - ▶ Handout #3 Classes by Teachers (Math)
 - ▶ Handout #4 Classes by Year (Math)
 - ▶ Handout #5 Classes by Teachers (Science)
 - ▶ Handout #6 Classes by Year (Science)
- 

Maps

- ▶ Is a product of NWEA/ Northwest Evaluation Association
 - ▶ Measures of Academic Progress
 - ▶ www.nwea.org
 - ▶ Log-ins and Usernames. Handout
- 

Maps Home Page

The image shows a screenshot of a web browser displaying the NWEA.org website. The browser's address bar shows the URL <https://www.nwea.org>. The website's header includes the NWEA logo on the left and navigation links for Support, Your State Standards, Contact Us, and Logins on the right. A search bar is also present. Below the header is a dark blue navigation bar with the following menu items: GET TO KNOW NWEA, ASSESSMENTS, RESEARCH, PROFESSIONAL DEVELOPMENT, and ABOUT NWEA. The main content area features a large image of a person's hands using a tablet. To the right of the image, the text reads "The new NWEA.org" followed by "See what's new on our new website and let us know what you think." and a red button labeled "Learn more".

File Edit View History Bookmarks Tools Help

Educational Assessment So... x +

https://www.nwea.org

Google

Most Visited Getting Started Web Slice Gallery Drivers and software - ...

NWEA

Support Your State Standards Contact Us Logins Search


GET TO KNOW NWEA ASSESSMENTS RESEARCH PROFESSIONAL DEVELOPMENT ABOUT NWEA

The new NWEA.org

See what's new on our new website and let us know what you think.

Learn more

Reports

- ▶ Teachers Report
 - ▶ Class Rosters
 - ▶ Class by Subject
 - ▶ Grade by Subject
 - ▶ Class by RIT
- 

Teachers Report

Teacher Report - TeacherPdf.ashx - Mozilla Firefox
 https://reports.nwea.org/AdminReports/TeacherPdf.ashx?Personkey=18446704&t=201304&v=RT
 Page: 2 of 4 Automatic Zoom

Teacher Report - Reading Fall 2013

School: Allen Consolidated Schools (Allen Consolidated Schools)
 Class: 19 Kneifl 5thGrade 1
 Teacher: Kneifl, Desiree
 Test: Reading Survey w/ Goals 2-5 NE V4

Goal Performance

Student ID	Name	Grd	Test Type	Test Date	RIT	Std Err	RIT Range	%ile	%ile Range	Lexile® Range	Goal Performance				
											Read Words / Vocabulary	Main Idea / Details	Infer / Predict	Text Features / Characteristics	Bias / Purpose / Text Elements
9464486317	Madsen, Madelyn A.	5	S/G	Aug 26	185	3.2	182-188	6	4-9	231-381	174-189	176-192	185-199	172-187	181-196
4315664308	Haire, Jasmine M.	5	S/G	Aug 26	190	3.3	187-193	11	8-16	321-471	185-200	184-197	190-205	172-189	180-196
8450630134	Roth, Willow M.	5	S/G	Aug 26	196	3.4	193-199	22	16-31	429-579	185-201	192-208	201-217	177-193	186-202
7992944968	Geiger, Mallory M.	5	S/G	Aug 26	198	3.3	195-201	26	20-36	465-615	190-207	201-217	195-210	177-194	188-203
9245829081	Monteith, Cole A.	5	S/G	Aug 26	202	3.3	199-205	36	28-47	537-687	195-211	205-221	194-209	183-200	194-208
8552765306	Dickens, Carly J.	5	S/G	Aug 26	204	3.4	201-207	41	33-53	573-723	200-215	194-209	193-208	195-212	200-215
7016530949	Van Sloten, Annabelle M.	5	S/G	Aug 26	204	3.3	201-207	41	33-50	573-723	201-219	196-211	193-208	201-216	191-206
1028609124	Sullivan, Steven J.	5	S/G	Aug 26	204	3.3	201-207	41	31-50	573-723	185-202	191-207	204-219	204-219	195-210
5283694186	Hoelsing, Devin R.	5	S/G	Aug 26	205	3.4	202-208	44	36-55	591-741	203-219	194-209	198-212	200-215	195-211
1397142499	Vasquez, Anthony M.	5	S/G	Aug 26	207	3.3	204-210	50	39-58	627-777	195-210	187-204	201-216	202-218	207-221
7782305438	Boyle, Taylor L.	5	S/G	Aug 26	210	3.3	207-213	58	47-66	681-831	207-222	204-217	200-215	201-217	198-214
7398055781	Hingst, Reed M.	5	S/G	Aug 26	211	3.4	208-214	61	53-69	699-849	221-242	206-222	197-214	187-204	206-223
9391421741	Verzani, Wyatt J.	5	S/G	Aug 26	213	3.3	210-216	66	55-73	735-885	204-220	202-216	216-232	204-219	201-216
4195741742	Kraemer, Ashley J.	5	S/G	Aug 26	214	3.3	211-217	69	61-78	753-903	195-212	221-237	210-227	203-219	196-213
8332105803	Killin, Zachary M.	5	S/G	Aug 26	215	3.3	212-218	71	63-80	771-921	211-226	216-233	208-222	203-218	202-218
2198648024	Jackson, Alli I.	5	S/G	Aug 26	217	3.4	214-220	76	69-84	807-957	219-235	207-224	208-223	193-210	219-234
1796425648	Woodward, Cole B.	5	S/G	Aug 26	217	3.4	214-220	76	69-84	807-957	213-229	217-234	206-220	211-226	200-216
1296462153	Anderson, Aden D.	5	S/G	Aug 26	217	3.3	214-220	76	66-82	807-957	211-226	202-218	209-224	215-230	207-223
2348637359	Kumm, Kobe G.	5	S/G	Aug 26	220	3.3	217-223	82	73-87	861-1011	209-224	212-228	218-234	212-228	208-223

Totals For: Reading Survey w/ Goals 2-5 NE V4

Students:	19				
Valid tests:	19				
Mean RIT:	206.8	Mean:	208.2	208.2	209.1
Std Dev:	9.6	Std Dev:	12.8	11.9	8.9
Median RIT:	207	Median:	210	209	209

Class Report

This PDF document might not be displayed correctly.

Open With Different Viewer

Page: 1 of 2 Automatic Zoom



Allen Consolidated Schools Student Progress Report for Woodward, Cole B. Allen Consolidated Schools

Growth is measured from Fall to Spring

Student ID: 1796425648

Mathematics

Season/Year	Grade	Student Score Range	Dist. Avg RIT	Norm Group Avg.	Student Growth	Typical Growth	Student %ile Range
F13	5	210-213-216		213			42-50-59
S13	4	220-223-226		212	12	9	70-77-83
W13	4	214-217-220	209	209			65-73-80
F12	4	208-211-214	194	204			63-71-78
S12	3	204-207-210	200	203	17	11	53-62-70
W12	3	197-200-203	193	198			45-55-64
F11	3	187-190-193	191	192			34-43-53

Mathematics Goals Performance - Fall 2013

Number Sense	Avg
Geometry & Measurement	HiAvg
Algebraic Concepts	LoAvg
Data Analysis & Probability	Avg

Reading

Season/Year	Grade	Student Score Range	Dist. Avg RIT	Norm Group Avg.	Student Growth	Typical Growth	Student %ile Range
F13	5	214-217-220		207			69-76-84
S13	4	213-216-219		207	13	7	67-75-83
W13	4	205-208-211	205	203			52-63-71
F12	4	200-203-206	196	200			48-59-67
S12	3	201-204-207	198	199	5	8	52-63-71
W12	3	213-217-221	195	195			90-94-96
F11	3	196-199-202	187	190			66-73-81

Reading Goals Performance - Fall 2013

Read Words / Vocabulary	High
Main Idea / Details	High
Infer / Predict	HiAvg
Text Features / Characteristics	HiAvg
Bias / Purpose / Text Elements	Avg

Lexile® Range: 807-957

Explanatory Notes:

Language Usage

Season/Year	Student	Dist. Avg	Norm Group	Student	Typical	Student %ile

Season/Year
 The season (F=fall, S=spring, W=winter, U=summer) and the year the test was

Class by Subject Report


Firefox | Educational Assessment | Student Ce... | Class Report By Subject

https://reports.nwea.org/TeacherReport/SelCls.aspx?f=ClassReportBySubject.aspx

- Test Term Progress
- Declare Testing Complete
- Order Reports
- Retrieve Reports
- Retrieve Files
- Comprehensive Data File
- Change Password
- Online Reports
 - Logins and Teacher Reports
 - Class Rosters
 - Enrollment Summary
 - Test Upload Summary
 - Students Not Tested
 - Students Not Rostered
 - Students Unassigned
 - Class By Subject
 - Grade By Subject
 - MAP for Primary Grades
- Instructional Resources

Class: 19 KNEIR 5thGrade 1

Student Achievement Scores											
Student ID	Student Name	Grd	Test Type	Test Date	Term	RIT	Std Err	RIT Rng	% ile	% ile Rng	Lexile® Rng
1296462153	Anderson, Aden D.	5	S/G	Aug 26	FA 13	217	3.3	214-220	76	66-82	807-957
7782305438	Boyle, Taylor L.	5	S/G	Aug 26	FA 13	210	3.3	207-213	58	47-66	681-831
8552765306	Dickens, Carly J.	5	S/G	Aug 26	FA 13	204	3.4	201-207	41	33-53	573-723
7992944968	Geiger, Mallory M.	5	S/G	Aug 26	FA 13	198	3.3	195-201	26	20-36	465-615
4315664308	Haire, Jasmine M.	5	S/G	Aug 26	FA 13	190	3.3	187-193	11	8-16	321-471
7398055781	Hingst, Reed M.	5	S/G	Aug 26	FA 13	211	3.4	208-214	61	53-69	699-849
5283694186	Hoesing, Devin R.	5	S/G	Aug 26	FA 13	205	3.4	202-208	44	36-55	591-741
2198648024	Jackson, Alli I.	5	S/G	Aug 26	FA 13	217	3.4	214-220	76	69-84	807-957
8332105803	Killin, Zachary M.	5	S/G	Aug 26	FA 13	215	3.3	212-218	71	63-80	771-921
4195741742	Kraemer, Ashley J.	5	S/G	Aug 26	FA 13	214	3.3	211-217	69	61-78	753-903
2348637359	Kumm, Kobe G.	5	S/G	Aug 26	FA 13	220	3.3	217-223	82	73-87	861-1011
9464486317	Madsen, Madelyn A.	5	S/G	Aug 26	FA 13	185	3.2	182-188	6	4-9	231-381
9245829081	Monteith, Cole A.	5	S/G	Aug 26	FA 13	202	3.3	199-205	36	28-47	537-687
8450630134	Roth, Willow M.	5	S/G	Aug 26	FA 13	196	3.4	193-199	22	16-31	429-579
1028609124	Sullivan, Steven J.	5	S/G	Aug 26	FA 13	204	3.3	201-207	41	31-50	573-723
7016530949	Van Sloten, Annabelle M.	5	S/G	Aug 26	FA 13	204	3.3	201-207	41	33-50	573-723
1397142499	Vasquez, Anthony M.	5	S/G	Aug 26	FA 13	207	3.3	204-210	50	39-58	627-777
9391421741	Verzani, Wyatt J.	5	S/G	Aug 26	FA 13	213	3.3	210-216	66	55-73	735-885
1796425648	Woodward, Cole B.	5	S/G	Aug 26	FA 13	217	3.4	214-220	76	69-84	807-957
Totals for Reading Survey w/ Goals 2-5 NE V4 Students with valid scores: 19 Mean RIT: 206.8 Median RIT: 207 Std Dev: 9.6											
Totals for Reading Students with valid scores: 19 Mean RIT: 206.8 Median RIT: 207 Std Dev: 9.6											
Tests shown in gray font are excluded from summary statistics. Either the test occurred outside the testing window for a term, had an invalid score, was a repeat test for a student within a term, or was a MAP for Primary Grades test segment. Summary statistics for groups with less than 10 students are generally suppressed because they are not statistically reliable.											
Lexile® is a trademark of MetaMetrics, Inc., and is registered in the United States and abroad.											

To create a PDF report click here. 

Class by RIT

Firefox Educational Assessment | Student Ce... NWEA: Class by RIT

https://reports.nwea.org/TeacherReport/SelCls.aspx?f=ClassByRIT.aspx

To create a PDF report of the chart below, click here


	< 191	191-200	201-210	211-220	221 +
Mathematics		W. M. Roth (197)	M. A. Madsen (204) C. J. Dickens (208) M. M. Geiger (208) C. A. Monteith (209) A. M. Van Sloten (209) A. D. Anderson (210)	D. R. Hoelsing (211) A. I. Jackson (211) J. M. Haire (212) S. J. Sullivan (212) C. B. Woodward (213) T. L. Boyle (215) W. J. Verzani (216) R. M. Hingst (218) Z. M. Killin (219) K. G. Kumm (219)	A. M. Vasquez (224) A. J. Kraemer (228)
Reading	M. A. Madsen (185) J. M. Haire (190)	W. M. Roth (196) M. M. Geiger (198)	C. A. Monteith (202) C. J. Dickens (204) S. J. Sullivan (204) A. M. Van Sloten (204) D. R. Hoelsing (205) A. M. Vasquez (207) T. L. Boyle (210)	R. M. Hingst (211) W. J. Verzani (213) A. J. Kraemer (214) Z. M. Killin (215) A. D. Anderson (217) A. I. Jackson (217) C. B. Woodward (217) K. G. Kumm (220)	
Language Usage	W. M. Roth (189)	C. A. Monteith (193) J. M. Haire (194) M. M. Geiger (196) D. R. Hoelsing (196) C. J. Dickens (198) M. A. Madsen (199) C. B. Woodward (199)	A. M. Van Sloten (201) R. M. Hingst (202) S. J. Sullivan (203) A. D. Anderson (208) W. J. Verzani (209)	T. L. Boyle (212) Z. M. Killin (212) A. M. Vasquez (214) K. G. Kumm (217) A. I. Jackson (218) A. J. Kraemer (218)	
General Science	W. M. Roth (184) A. M. Van Sloten (189)	M. A. Madsen (194) D. R. Hoelsing (195) M. M. Geiger (196) J. M. Haire (199) S. J. Sullivan (200) A. M. Vasquez (200)	C. J. Dickens (203) R. M. Hingst (203) A. D. Anderson (204) C. A. Monteith (206) T. L. Boyle (208) W. J. Verzani (209) A. I. Jackson (210)	Z. M. Killin (211) K. G. Kumm (211) C. B. Woodward (212) A. J. Kraemer (219)	

To create a PDF report of the chart above, click here

Invalid tests, plus survey, practice and decision test types are not shown on this report. Consult the class report for information on

Class By RIT

Task

- ▶ Continue to review the data.
 - ▶ At the end of the day e-mail administration 3 things that you are going to do differently based on the data that you reviewed today.
- 



Staff In-service

2/15/2021

*“How important is it to recognize
and celebrate our heroes and she-
roes”*

- MAYA ANGELOU

Celebration

- We are almost $\frac{3}{4}$ of the way through the 2020-2021 school year and we have not had:
 - A major outbreak of COVID
 - To move to remote learning as a school
 - To cancel classes due to not finding substitutes—Big THANK YOU to all of you and your willingness to cover for your colleagues.
- We are almost $\frac{3}{4}$ of the way through the 2020-2021 school year and we have been able to:
 - Give students a great opportunity to learn with excellent teachers.
 - Hold events in person and virtually.
 - Continue to move forward sharing resources and being involved in a positive cooperative with E-H schools.
 - Re-think practices that were comfortable and challenge ourselves to be uncomfortable.

Comfortable vs Uncomfortable

STAFFING CHANGES

- Mr. Curnyn is moving on to Wayne to explore opportunities in a bigger school.
- Mr. Blohm is moving into administration and will be the secondary principal at Emerson Hubbard.

ADMINISTRATIVE CHANGES

- The superintendent position will be shared between Allen and Emerson Hubbard.

Reaction to changes

- ❖ We have hired a math teacher to fill the open math position.
- ❖ This person will also be the head boy's basketball coach
- ❖ We are currently advertising for an elementary teacher.
- ❖ Within 4 hours of the position being posted I had already received 10 applications.



Administrative Changes

- The administrative model that will be in place during the 2021-2022 school year will be a K-12 Principal—Lana and .5 superintendent—Mike
- Specific duties and assignments are being explored.
- Day to day responsibilities of the principal office will be given to Lana.
- Budgeting and money issues will still run through the superintendent office.
- We hope to have a responsibility list that we can share with staff at the end of the school year.
- Some responsibilities could be given to staff members who have an interest in different areas.



School Improvement

4/22/2021

Philosophy

❖ Goal Setting

- ❖ Set a goal/s in year 1 of the school improvement cycle.
- ❖ For the next 5 years work towards accomplishing that/ those goal/s

❖ Pro's:

- ❖ Frames data discussion
- ❖ State Supported

❖ Reflection

- ❖ In year 5 of the school improvement cycle look back and evaluate what you have accomplished based on the goals.

Goals

1. We will deliver the highest quality education for each student, using evidence-based strategies to meet and exceed state standards.

- Evidence/ Strategies:
 - MTSS
 - College and Career Ready Course Work
 - SAT

2. We will increase opportunities for all students.

- Evidence/ Strategies
 - College and Career Ready Course Work
 - Interventions (K-8)/ Tracking grades (7-12)
 - Sharing Opportunities

Objective for today

Reflection

+

Data Gathering



Data Focus

Elementary: Multipurpose Room
with Mike

-MTSS

-MAPS

-AIMS Web

Secondary: Gym with Lana

-MAPS

-Grade Tracking/ Failures

-College Course Work

Use today to reflect on the great things that you have done for the last five years.



**FIRST ANNUAL
DIXON COUNTY SCHOOLS
PROFESSIONAL DEVELOPMENT DAY**



February 10, 2020

Agenda

9:00-9:15	Welcome, Introductions, Overview, and Purpose of Day
9:15-9:45	Keynote (Dr. Matthew Blomstedt, Nebraska Commissioner of Education)
9:45-10:00	Break/Networking
10:00-12:00	Job-Alike Discussions <i>(See next page for room assignments and facilitators)</i>
12:00-12:45	Lunch (West Gymnasium)
1:00-3:00	Breakout Sessions <i>*(See pages 3-4 for session choices, descriptions, and locations)</i>
1:00-1:30	Breakout Session #1
1:30-1:40	Break/Transition Time
1:40-2:10	Breakout Session #2
2:10-2:20	Break/Transition Time
2:20-2:50	Breakout Session #3
2:50-3:00	Exit Ticket / Program Evaluation <i>*Completed in room at the conclusion of Session #3</i>
3:00	Depart

Job-Alike Room Assignments

<u>Grade/Subject</u>	<u>Room Number</u>	<u>Facilitator</u>
PreSchool	186	Kristi Nelson
Kindergarten	181	Lizzy Heiner
First Grade	178	Carla Dickens
Second Grade	174	Mari Sprakel
Third Grade	185	Chris Blohm
Fourth Grade	180	Mishele Fields
Fifth Grade	179	Stacey Carnell
Sixth Grade	177	Alissa Hendrix
Music (Instrumental & Vocal)	101	Jennifer Trenhaile
Special Education	147	Jenna McAfee
Title/Federal Programs	176	Carly Roeber
Art	114	Lisa Wenger
Physical Education	129	Troy Evans
Guidance Counselors	117	Fran Hassler
Library-Media Specialists	137	Rebecca Barber
Secondary Math	131	Nick Curnyn
Secondary English	141	Sarah Beckwith
Secondary Science	138	Mallory Wortmann
Secondary Social Sciences	143	Joe Kvidera
Spanish, BMIT, FCS, Ag, STS	139	Suzette Curry
Paraprofessionals	Fine Arts	Stuart Clark/Sarah Hansen/Amy Mundil
SLPs & School Psychologists	134	
Technologists	126	

BREAK OUT SESSION CHOICES

EIR Intervention and data collection/ Growth Charts - Bobbi Hightree-Comstock, Stacie Kingsbury, Ryan Miller, Carla Dickens (Allen)

With a team like approach to interventions Allen Consolidated Schools has seen a huge growth in student success. One specific intervention that has helped with our results is Early Intervention in Reading (EIR). During this session our team will discuss strategies that help our students succeed centered around the EIR intervention.

Conducting science research in the science classroom - Marc Bathke (Allen):

As a science instructor it is our job to develop problem solvers. Allowing the students to investigate and research a problem in science is one of the greatest methods in developing problem-solving skills in students. In this workshop you will learn the benefits of students conducting science research in the science classroom and presenting their research at local, state, and national science fairs. This workshop will provide materials that will make it easier to help you get your students conducting science research. Information about upcoming science fairs and how you can register your students will also be provided.

Canva (On-line graphic design) - Rebecca Barber and Jennifer Trenhaile (Emerson-Hubbard): Learn how to create easy, unique, and inviting posters, flyers, advertisements, as well as social media posts with flair. Using the program Canva, you can create all of the above plus so much more! You will need a computer for this session.

Exploring Nebraska's New Social Studies Standards - Kellen Conroy (ESU #1): *Session #1 Only*

In this session, participants will be introduced to the 2019 Nebraska Social Studies Standards and will explore related topics such as: Instructional Shifts, the Implementation Timeline, and available resources to support teaching and learning. Please bring a device (i.e. laptop, iPad, etc.) and copy of the 2019 Social Studies Standards (Paper or Digital) to use throughout the session.

Elementary Kagan Instructional Strategies - Kim Francis, Tanya Jelsma, and Brenda Sebade (Emerson-Hubbard): It is all about student engagement! Join a panel of elementary teachers from Emerson-Hubbard Elementary as they offer an overview of Kagan Instructional Strategies and share some of their own classroom favorites.

Reviewing the DRAFT NSCAS Science Blueprint - Kellen Conroy (ESU #1) *Sessions #2 & 3*

In this session, participants will have the opportunity to explore and discuss the recently released DRAFT NSCAS Science Blueprint. In addition, resources to support teaching and learning in the science classroom will be shared. Please bring a device (i.e. laptop, iPad, etc.) to use throughout the session.

Instructional Rounds - Derek Lahm (Ponca 712 Principal)

This session focuses on the practical implementation of allowing teachers to observe teaching in action in their own building through a strategy named Instructional Rounds. We will discuss the practical aspects of setting up Instructional Rounds in your school. Any and all of the templates that will be needed for Instructional Rounds will be shared. You will walk away from our time together with a firm handle on exactly how this would work practically in your school. It is challenging to find more productive professional development for teachers than seeing good teaching in action, and Instructional Rounds is an excellent way to provide this within your own school.

Break-out EDU - Jessi Walsh (Ponca Physical Education Teacher): BreakOut EDU sets are part of the gamified learning strategies that will have all students engaged, actively learning and having fun while doing it. The basic BreakOut game is set up by dividing students into teams and presenting them with a box with one or more locks on it. Students will be in a race against the clock to try to unlock the box. After solving a variety of clues and challenges, they will discover keys and codes they can use to unlock the box. There are several Digital BreakOut EDU games to play online and that

are aligned to standards. These sets are a great resource for all teachers to use in their content-specific lessons.

Helping Students Love Learning (For Secondary Educators) - Suzette Curry - (Ponca)

This session was originally presented at the 2019 Summer Tech Institute and will showcase several of strategies that are easy to implement and will increase student engagement in your classroom. These strategies will help teachers differentiate instruction and assessments. A number of examples will be shown as evidence that students were empowered in their learning through being able to choose activities and assessment methods. Some of the strategies include: practices for more effective use of online discussion boards, choices in instruction strategies, how to implement activities and assessments for students to choose from, and creating classroom activities that exploit the natural curiosity of students. Students at all levels of ability will be challenged and engaged in these lessons that are not just for the “average” student.

VR/AR in the Classroom - Chris Good (ESU #1): Virtual and Augmented Reality are quickly becoming educational resources for teachers. VR/AR can provide “out of the classroom” learning experiences without leaving the classroom. Chris Good, ESU 1 will demonstrate a few of the VR/AR resources available to educators.

What you need to know about special education - Stuart Clark (ESU #1):

This session is intended for regular ed teachers and paras. Information will be shared to answer some of the most common questions educators have about special education services and applicable laws. The goal is for participants to gain knowledge and leave feeling more comfortable/confident about their role in meeting the unique needs of students with disabilities.

How to make meetings better - Sarah Hansen (ESU #1):

Have you ever been in a bad meeting? Learn what you can do to make all your meetings more productive and collaborative. Attendees will discuss what makes a meeting great and how to plan for success. This session is appropriate for anyone who attends meetings and has a desire to suffer less.

Current Drug Trends in our Youth - Dixon County Sheriff's Office:

Come join us as we discuss the current drug trends for the youth in Northeast Nebraska. We will be showing actual drug paraphernalia that is being used and what the drugs look like. We will then take the time to discuss what our students are using, seeing and hearing about around our area.

MAP a Path with the NWEA Class Report - Rhonda Jindra, (ESU #1)

The NWEA Class Report provides a wealth of information relevant to any teacher. Attend this session and learn how to analyze the Class Report and determine next steps for classroom instruction.

Explicit Instruction - Amy Mundil (ESU #1):

If you teach Kindergarten through 12th grade, this session is for you. Learn strategies to explicitly teach important concepts and actively engage learners. Appropriate for all different content areas, and teachers who want to increase the learning in their classrooms.

Job Corps 101 - Jackie Stellich

Job Corps 101 provides background on Job Corps' mission and services, career paths, leadership opportunities, and program successes. Specific information on centers closest to your area will also be provided.

What is Trauma and How Does it Impact Me? - Jennifer Jackson (Heartland Counseling)

Learn ways on how to respond to those who have experienced Trauma and not take it personally.

February 10, 2020

Joint In-Service

- 9:00-9:15** Welcome, Introductions, Overview, and Purpose of Day
- 9:15-9:45** Keynote (Dr. Matthew Blomstedt, Nebraska Commissioner of Education)
- 9:45-10:00** Break/Networking
- 10:00-12:00** Job-Alike Discussions
- 12:00-12:45** Lunch (West Gymnasium)
- 1:00-3:00** **Breakout Sessions**
- 1:00-1:30** Breakout Session #1
- 1:30-1:40** Break/Transition Time
- 1:40-2:10** Breakout Session #2
- 2:10-2:20** Break/Transition Time
- 2:20-2:50** Breakout Session #3
- 2:50-3:00** Exit Ticket / Program Evaluation
- *Completed in room at the conclusion of Session #39:00-9:15: Welcome
- 3:00** **Depart**

1:00-1:30 Session I

EIR Intervention and data collection/ Growth Charts - Bobbi Hightree-Comstock, Stacie Kingsbury, Ryan Miller, Carla Dickens (Allen)

With a team like approach to interventions Allen Consolidated Schools has seen a huge growth in student success. One specific intervention that has helped with our results is Early Intervention in Reading (EIR). During this session our team will discuss strategies that help our students succeed centered around the EIR intervention.

Conducting science research in the science classroom - Marc Bathke (Allen):

As a science instructor it is our job to develop problem solvers. Allowing the students to investigate and research a problem in science is one of the greatest methods in developing problem-solving skills in students. In this workshop you will learn the benefits of students conducting science research in the science classroom and presenting their research at local, state, and national science fairs. This workshop will provide materials that will make it easier to help you get your students conducting science research. Information about upcoming science fairs and how you can register your students will also be provided.

VR/AR in the Classroom - Chris Good (ESU #1):

Virtual and Augmented Reality are quickly becoming educational resources for teachers. VR/AR can provide “out of the classroom” learning experiences without leaving the classroom. Chris Good, ESU 1 will demonstrate a few of the VR/AR resources available to educators.

Exploring Nebraska's New Social Studies Standards - Kellen Conroy (ESU #1): **Session #1 Only**

In this session, participants will be introduced to the 2019 Nebraska Social Studies Standards and will explore related topics such as: Instructional Shifts, the Implementation Timeline, and available resources to support teaching and learning. Please bring a device (i.e. laptop, iPad, etc.) and copy of the 2019 Social Studies Standards (Paper or Digital) to use throughout the session.

What you need to know about special education - Stuart Clark (ESU #1):

This session is intended for regular ed teachers and paras. Information will be shared to answer some of the most common questions educators have about special education services and applicable laws. The goal is for participants to gain knowledge and leave feeling more comfortable/confident about their role in meeting the unique needs of students with disabilities.

How to make meetings better - Sarah Hansen (ESU #1):

Have you ever been in a bad meeting? Learn what you can do to make all your meetings more productive and collaborative. Attendees will discuss what makes a meeting great and how to plan for success. This session is appropriate for anyone who attends meetings and has a desire to suffer less.

Current Drug Trends in our Youth - Dixon County Sheriff's Office:

Come join us as we discuss the current drug trends for the youth in Northeast Nebraska. We will be showing actual drug paraphernalia that is being used and what the drugs look like. We will then take the time to discuss what our students are using, seeing and hearing about around our area.

MAP a Path with the NWEA Class Report - Rhonda Jindra, (ESU #1)

The NWEA Class Report provides a wealth of information relevant to any teacher. Attend this session and learn how to analyze the Class Report and determine next steps for classroom instruction.

Explicit Instruction - Amy Mundil (ESU #1):

If you teach Kindergarten through 12th grade, this session is for you. Learn strategies to explicitly teach important concepts and actively engage learners. Appropriate for all different content areas, and teachers who want to increase the learning in their classrooms.

Job Corps 101 - Jackie Stellich

Job Corps 101 provides background on Job Corps' mission and services, career paths, leadership opportunities, and program successes. Specific information on centers closest to your area will also be provided.

What is Trauma and How Does it Impact Me? - Jennifer Jackson (Heartland Counseling)

Learn ways on how to respond to those who have experienced Trauma and not take it personally.

1:40-2:10 Session II

Canva (On-line graphic design) - Rebecca Barber and Jennifer Trenhaile (Emerson-Hubbard):

Learn how to create easy, unique, and inviting posters, flyers, advertisements, as well as social media posts with flair. Using the program Canva, you can create all of the above plus so much more! You will need a computer for this session.

Elementary Kagan Instructional Strategies - Kim Francis, Tanya Jelsma, and Brenda Sebade (Emerson-Hubbard):

It is all about student engagement! Join a panel of elementary teachers from Emerson-Hubbard Elementary as they offer an overview of Kagan Instructional Strategies and share some of their own classroom favorites.

VR/AR in the Classroom - Chris Good (ESU #1):

Virtual and Augmented Reality are quickly becoming educational resources for teachers. VR/AR can provide “out of the classroom” learning experiences without leaving the classroom. Chris Good, ESU 1 will demonstrate a few of the VR/AR resources available to educators.

Reviewing the DRAFT NSCAS Science Blueprint - Kellen Conroy (ESU #1) *Sessions #2 & 3*

In this session, participants will have the opportunity to explore and discuss the recently released DRAFT NSCAS Science Blueprint. In addition, resources to support teaching and learning in the science classroom will be shared. Please bring a device (i.e. laptop, iPad, etc.) to use throughout the session.

What you need to know about special education - Stuart Clark (ESU #1):

This session is intended for regular ed teachers and paras. Information will be shared to answer some of the most common questions educators have about special education services and applicable laws. The goal is for participants to gain knowledge and leave feeling more comfortable/confident about their role in meeting the unique needs of students with disabilities.

How to make meetings better - Sarah Hansen (ESU #1):

Have you ever been in a bad meeting? Learn what you can do to make all your meetings more productive and collaborative. Attendees will discuss what makes a meeting great and how to plan for success. This session is appropriate for anyone who attends meetings and has a desire to suffer less.

MAP a Path with the NWEA Class Report - Rhonda Jindra, (ESU #1)

The NWEA Class Report provides a wealth of information relevant to any teacher. Attend this session and learn how to analyze the Class Report and determine next steps for classroom instruction.

Explicit Instruction - Amy Mundil (ESU #1):

If you teach Kindergarten through 12th grade, this session is for you. Learn strategies to explicitly teach important concepts and actively engage learners. Appropriate for all different content areas, and teachers who want to increase the learning in their classrooms.

2:20-2:50 Session III

Instructional Rounds - Derek Lahm (Ponca 712 Principal)

This session focuses on the practical implementation of allowing teachers to observe teaching in action in their own building through a strategy named Instructional Rounds. We will discuss the practical aspects of setting up Instructional Rounds in your school. Any and all of the templates that will be needed for Instructional Rounds will be shared. You will walk away from our time together with a firm handle on exactly how this would work practically in your school. It is challenging to find more productive professional development for teachers than seeing good teaching in action, and Instructional Rounds is an excellent way to provide this within your own school.

Break-out EDU - Jessi Walsh (Ponca Physical Education Teacher):

BreakOut EDU sets are part of the gamified learning strategies that will have all students engaged, actively learning and having fun while doing it. The basic BreakOut game is set up by dividing students into teams and presenting them with a box with one or more locks on it. Students will be in a race against the clock to try to unlock the box. After solving a variety of clues and challenges, they will discover keys and codes they can use to unlock the box. There are several Digital BreakOut EDU games to play online and that are aligned to standards. These sets are a great resource for all teachers to use in their content-specific lessons.

Helping Students Love Learning (For Secondary Educators) - Suzette Curry - (Ponca)

This session was originally presented at the 2019 Summer Tech Institute and will showcase several of strategies that are easy to implement and will increase student engagement in your classroom. These strategies will help teachers differentiate instruction and assessments. A number of examples will be shown as evidence that students were empowered in their learning through being able to choose activities and assessment methods. Some of the strategies include: practices for more effective use of online discussion boards, choices in instruction strategies, how to implement activities and assessments for students to choose from, and creating classroom activities that exploit the natural curiosity of students. Students at all levels of ability will be challenged and engaged in these lessons that are not just for the “average” student.

VR/AR in the Classroom (repeat) - Chris Good (ESU #1):

Virtual and Augmented Reality are quickly becoming educational resources for teachers. VR/AR can provide “out of the classroom” learning experiences without leaving the classroom. Chris Good, ESU 1 will demonstrate a few of the VR/AR resources available to educators.

Reviewing the DRAFT NSCAS Science Blueprint - Kellen Conroy (ESU #1) *Sessions #2 & 3*

In this session, participants will have the opportunity to explore and discuss the recently released DRAFT NSCAS Science Blueprint. In addition, resources to support teaching and learning in the science classroom will be shared. Please bring a device (i.e. laptop, iPad, etc.) to use throughout the session.

What you need to know about special education - Stuart Clark (ESU #1):

This session is intended for regular ed teachers and paras. Information will be shared to answer some of the most common questions educators have about special education services and applicable laws. The goal is for participants to gain knowledge and leave feeling more comfortable/confident about their role in meeting the unique needs of students with disabilities.

How to make meetings better - Sarah Hansen (ESU #1):

Have you ever been in a bad meeting? Learn what you can do to make all your meetings more productive and collaborative. Attendees will discuss what makes a meeting great and how to plan for success. This session is appropriate for anyone who attends meetings and has a desire to suffer less.

MAP a Path with the NWEA Class Report - Rhonda Jindra (ESU #1)

The NWEA Class Report provides a wealth of information relevant to any teacher. Attend this session and learn how to analyze the Class Report and determine next steps for classroom instruction.

Explicit Instruction - Amy Mundil (ESU #1):

If you teach Kindergarten through 12th grade, this session is for you. Learn strategies to explicitly teach important concepts and actively engage learners. Appropriate for all different content areas, and teachers who want to increase the learning in their classrooms.

3:00 Dismissal Time